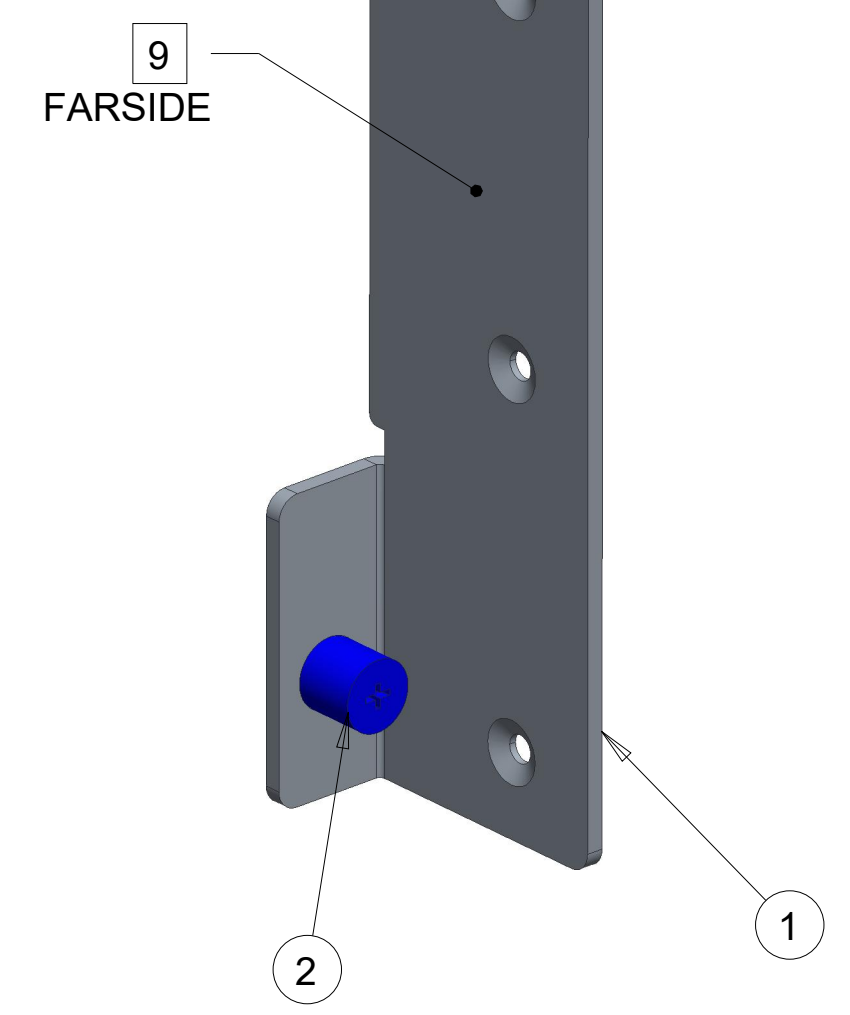
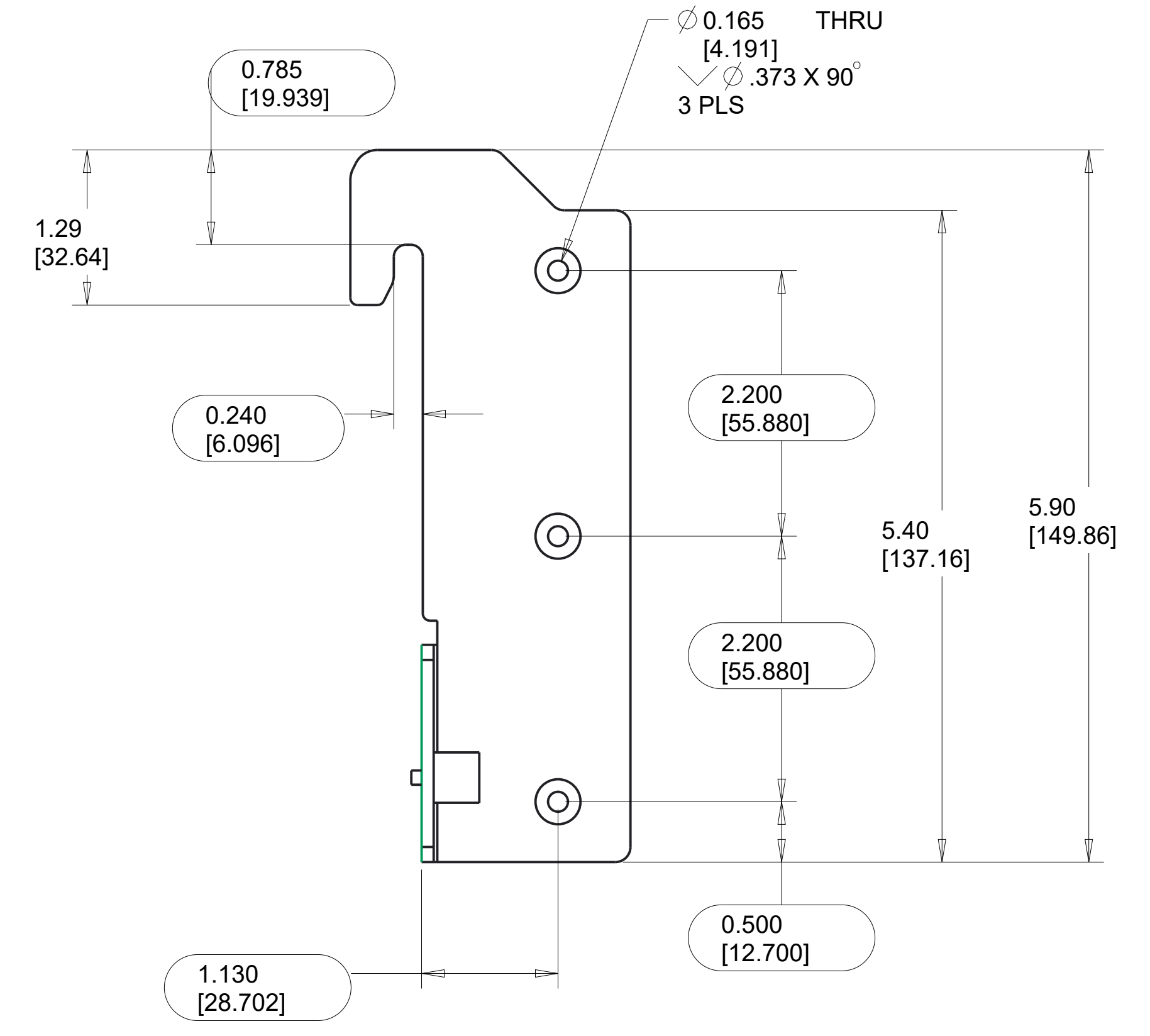
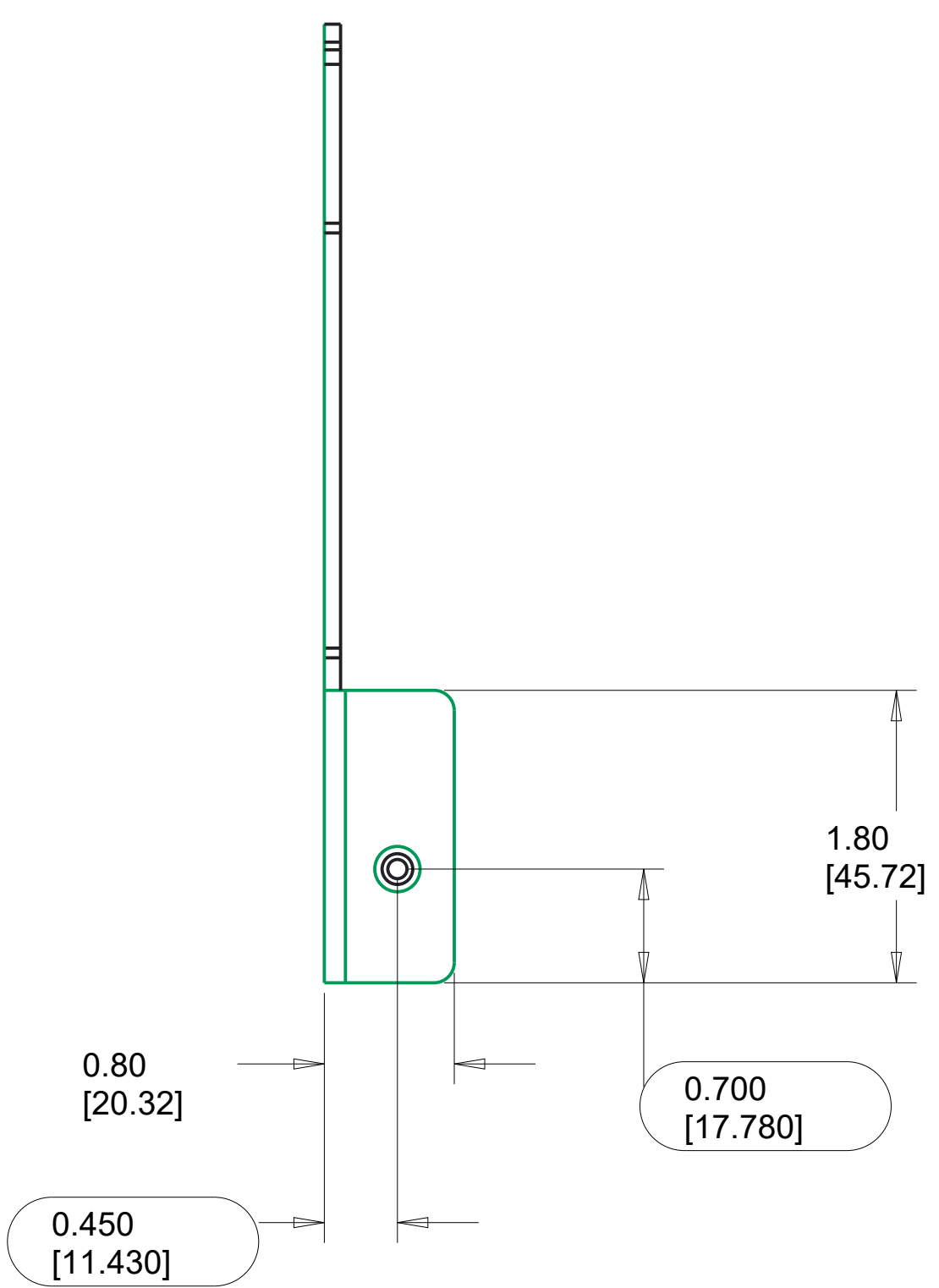
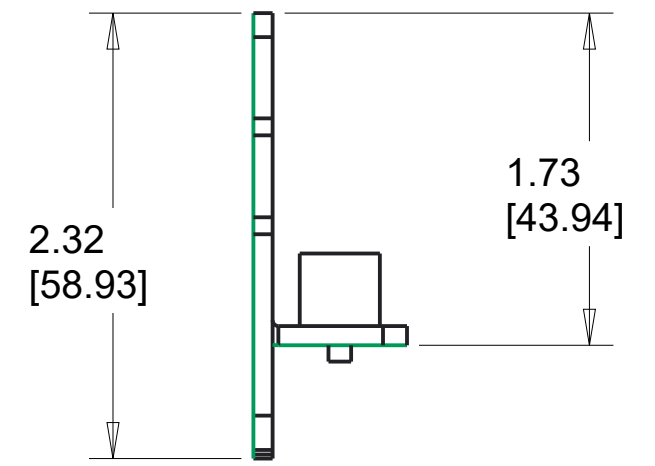


--- REVISION ---				
REV	DESCRIPTION	DCN	APPROVE	
			MECH	MFG
01	INITIAL RELEASE 12/20/16			
02	THUMB SCREW CHANGED AND SOME DIMS UPDATED	05/13/17		



MATERIAL:	2
FINISH:	3

UNLESS OTHERWISE SPECIFIED DIMENSIONS ARE IN INCHES/MM:
TOLERANCES:
.XX± .01/0.25
.XXX± .005/0.13
ANGLES: ± 1°

THIS DRAWING CONTAINS INFORMATION WHICH IS THE PROPRIETARY PROPERTY OF xxxx SYSTEMS. THIS DRAWING IS CONFIDENTIAL AND ITS CONTENTS MAY NOT BE DISCLOSED WITHOUT PRIOR WRITTEN CONSENT OF xxxx SYSTEMS.

APPROVAL		DATE
DES		
ENG		
MFG		

RIESLING MTG BRACKET, RIGHT

SIZE	D	DWG NO.	65-0025-01	REV	02
SCALE 1.000		DO NOT SCALE DRAWING		SHT 1 OF 1	

ITEM NO.	QTY	PART NUMBER	DESCRIPTION
1	1	65-0025-01	RIESLING MTG BRACKET,LEFT
2	1	CAPTIVE_SCREW_M3	PEM,PF11-M3-2,NATURAL COLOR

NOTES: (UNLESS OTHERWISE SPECIFIED)

- THIS IS A COMPUTER GENERATED DOCUMENT. ALL CHANGES MUST BE MADE IN THE MASTER DATABASE ONLY.
- MATERIAL: CRS,12GA(.100+/- .010), PRE-PLATE HOT DIPPED ZINC COATED PER ASTM-A653.
- FINISH: PANTONE 877C POWDER COAT OR MATCH COLOR WET PAINT (WITH SIMILAR POWDER TEXTURE).ALL SURFACES TO BE COATED. ALL INSTALLED HARDWARES SHOULD BE MARKED BEFORE PAINTING.
- PART TO BE FREE OF SHARP EDGES,SHARP CORNERS.
- INSTALL FASTENERS PER MANUFACTURERS' INSTRUCTIONS.
- SURFACES COSMETIC LEVEL TO BE SPECIFIED WITHIN OTHER DOCUMENTS.
- CRITICAL DIMENSIONS & CHARACTERISTICS ARE SHOWN AS * OR CIRCLED ARE TO BE USED FOR PROCESS CONTROL AND INSPECTION.
- ALL FEATURES & CHARACTERISTICS DEFINED BOTH IN THIS DRAWING AS WELL AS IN THE MASTER DATABASE ARE SUBJECT TO FIRST ARTICLE INSPECTION.
- MARK PART NUMBER,REVISION LEVEL,AND VENDOR IDENTIFICATION APPROXIMATELY WHERE SHOWN.